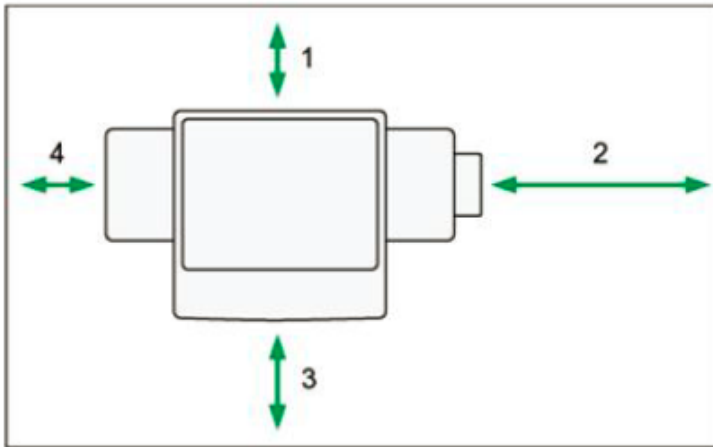


RICOH		SERVICE BULLETIN		
Date: 15/01/2015	Bulletin Nr: 1	Page: 1/15		
Model: Pro C5100s - Pro C5110s	Version Nr: 2.6	Issued by: WDS/GRY		
Next Visit:	Mod. Nr:	Approved by: PAC		
At Failure:	Subject: Installation Procedure			
Technical Info: x				
General Info:				

Installation engine and options:

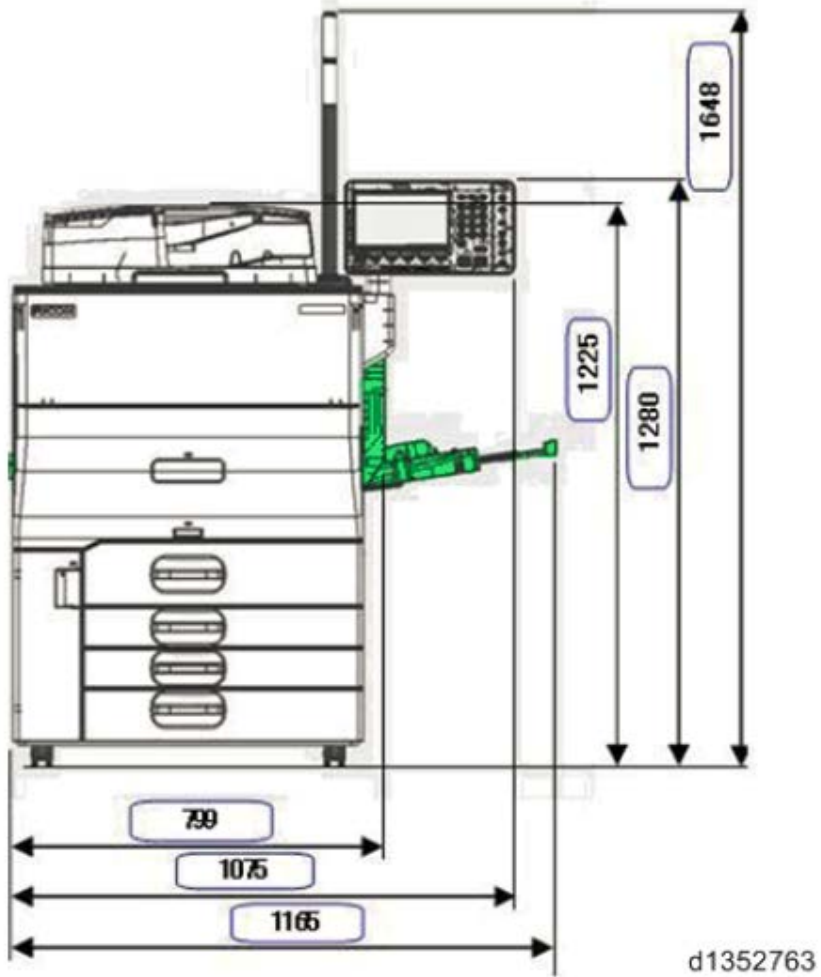
- Minimum space and dimension of the engine



d1352761

1 Rear	100mm (4")
2 Right	900mm (35.5")
3 Front	400mm (15.7")
4 Left	100mm (4")

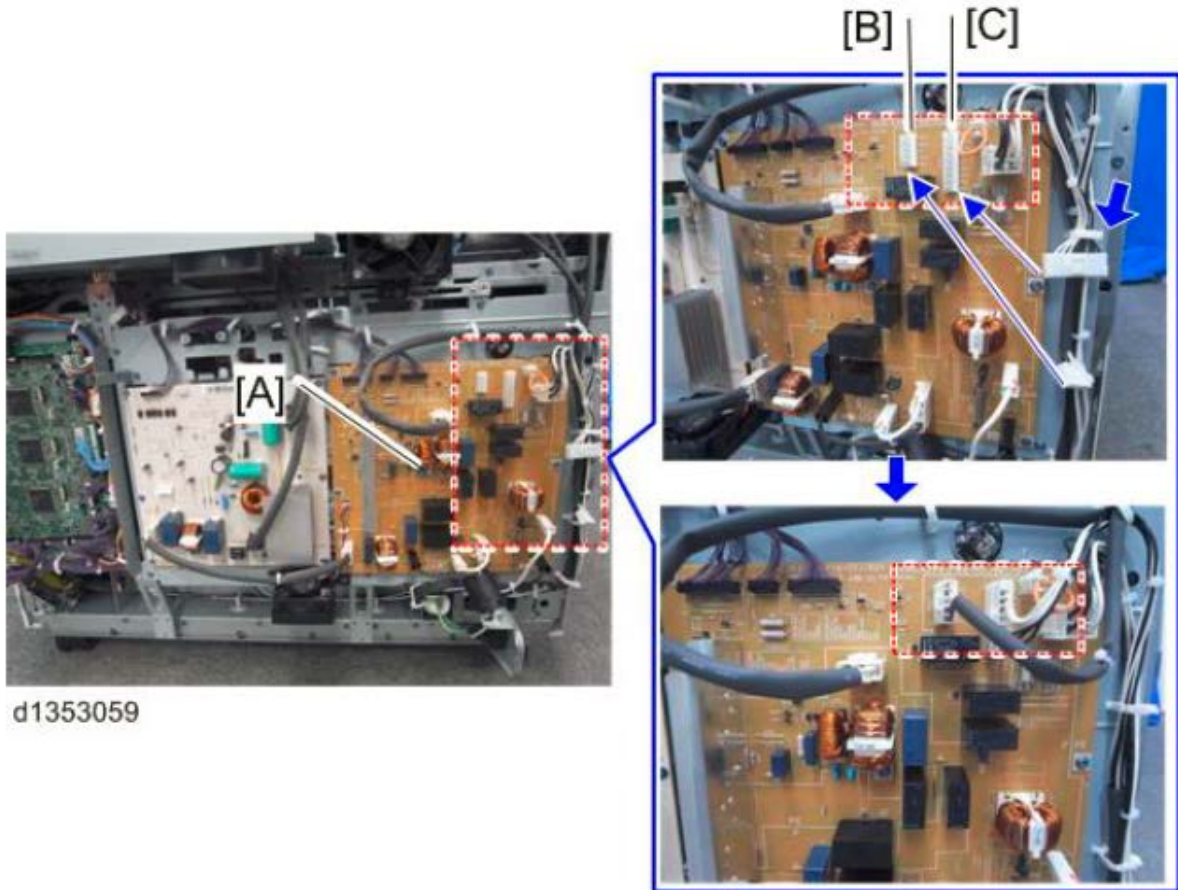
Date: 15/01/2015	Bulletin Nr: 1	Page: 2/15
Model: ProC5100s-5110s		



- Install device as described in de service manual.
 - o Use always the levelling shoes

Date: 15/01/2015	Bulletin Nr: 1	Page: 3/15
Model: ProC5100s-5110s		

- Connect the tray heaters always on CN401(C) - **don't connect CN402 (B)**



d1353059

Install all options, as described in the service manual.

- Programme the following SP modes using Special SP mode:
 - SP 1-131 Production Mode set to 1
 - SP 5-045 Accounting Counter set to 1: Prints
 - SP 5-061 to 1 toner remaining display
 - SP 5-062-011 set to 1
 - SP 5-062-034 set to 1
 - SP 5-062-057 set to 1
 - SP 5-062-080 set to 1
 - SP 5-104 A3/DLT Double Count set to 1: Double count (**see sales-contract**)
 - SP 5-104-101 set to 1 banner count on
 - SP 5-104-102 set to 210 banner count threshold
 - SP 5-112 Non-Std. Paper Sel set to 1: the customer will be able to input non-standard paper size

Date: 15/01/2015	Bulletin Nr: 1	Page: 4/15
Model: ProC5100s-5110s		

- SP 5-150 Bypass length set to 1
 - SP 5-812-001 Telephone...ricoh.be/eservice
 - SP 5-812-002 Fax.....02/5582718
 - SP 5-812-003 Supply.....ricoh.be/eservice
 - SP 5-841-001 for Black:.....828225
 - SP 5-841-002 for Cyan:.....828228
 - SP 5-841-003 for Yellow:.....828226
 - SP 5-841-004 for Magenta:. 828227
 - **SP 6-6890-1 from 0 to 1 punch function enabled with Z fold**
 - Execute SP 5-990-001 (Print all SMC data)
- For @ remote or Cumming please check in the User Mode:
 - System settings / administrator tools / extended security / remote (diagnostic\service)
 - For @ remote or Cumming please check in the following SP modes:
 - SP 5-504-001 = 0
 - SP 5-507-001 = 0
 - SP 5-507-002 = 0
 - SP 5-507-003 = 1
 - SP 5-507-006 = 1
 - SP 5-515-001 = 1
 - SP 5-515-002 = 0
 - SP 5-515-003 = 0
 - SP 5-516-001 = 0

Program the User settings:

- System settings
 - General features
 - Function key allocation**
 - F1 = Copier
 - F2 = Document server
 - F3 = Fiery
 - F4 = Scanner
 - Function reset timer to 30sec
 - Timer settings
 - Sleep mode timer to 60min
 - Low power mode timer to 60min
 - Set time & date
 - Administrator tools
 - Auto delete file in document server to OFF
 - Select switchable languages =
 - 1 = English
 - 2 = French
 - 3 = Dutch

Date: 15/01/2015	Bulletin Nr: 1	Page: 5/15
Model: ProC5100s-5110s		

4 = none

5 = none

- Copier/document server settings
 - Edit : 1side → 2 side auto margin to 0mm
 - Input/output : letterhead settings to yes
- Change supervisor password according to General service Bulletin 10 (Security Features)
- Program machine settings at customers request

Fiery Setting

- Check language requirements of the customer via webtools (server;general), if they want Dutch only the Fiery program will change.
- Program controller in consent with the customer, according with the D-Codes

Standard setting for the Fiery and color setup:

Fiery E22B

Server Info

Product: Pro C5100Sseries E-22B PS 1.1

Version: V00.90-99

Software: FS100

Memory (MB): 1984

Disk Size (GB): 443.6

Free Disk Space (GB): 442.8

Server Setup

Server Name: PROC5110

Server Language: English - International

Default Paper Sizes: Metric

Color Region: Europe

Time Zone: Amsterdam (CET)

Daylight saving: Yes

Enable SNTP: No

Password Enabled: No

Allow printing from: All users

Use Character Set: Windows

Enable Scan: Yes

Default File Format: PDF

Clear Each Scan Job: After 1 day

Date: 15/01/2015	Bulletin Nr: 1	Page: 6/15
Model: ProC5100s-5110s		

Print Start Page: No
Preview While Processing: No
Enable Rip While Receive: Yes
Secure Erase: No
Auto Tray Selection: Based on Paper Catalog
Enable Printed Queue: Yes
Jobs Saved in Printed Queue: 99
Enable Mismatch Action: No
Job Log Setup
Enable auto export: No
Job Log Page Size: 11x17/A3
Secure Job Log: Yes
Enable System Updates: No
Day: Daily
Time: 03:00 AM
Enable Proxy: No

Network Setup

Port Setup

Ethernet

Enable Ethernet: Yes
Ethernet Address: 00:E0:81:E1:C4:65
Ethernet Speed: Auto (10/100/1000)

USB

Enable USB Port: Yes
USB Media Auto Print: Print All

802.1x Setup

Enable 802.1x Authentication: No

Protocol Setup

Enable AppleTalk: No

IPv4 Setup

Ethernet Setup

Enable Auto IP Configuration: No
IP Address: 10.144.74.66
Subnet mask: 255.255.255.0
Enable Gateway automatically: No
Gateway Address: 10.144.74.1
Enable DHCP: No
IP Address: 192.168.2.250

DNS Setup

Enable DNS: Yes
Get DNS setting automatically: No
Primary DNS server IP address: 10.144.74.1
Secondary DNS server IP address:
Domain name: werner.debois
Host name: PROC5110

WINS Setup

Use WINS Server: Yes
WINS IP Address:

Security Setup

Date: 15/01/2015	Bulletin Nr: 1	Page: 7/15
Model: ProC5100s-5110s		

IP Filtering: No
 Enable IPv6 Filter: No
 Port filtering: Yes
 20-21(FTP): Enabled
 80(HTTP): Enabled
 137-139(NETBIOS): Enabled
 161-162(SNMP): Enabled
 427(SLP): Enabled
 443(SSL): Enabled
 445(SMB/IP): Enabled
 500(ISAKMP): Enabled
 515(LPD): Enabled
 631(IPP): Enabled
 3702(WS-Discovery): Enabled
 4500(IPSec): Enabled
 5353(mDNS): Enabled
 6310(Direct Mobile Printing): Enabled
 9100-9103(Raw): Enabled
 EFI Ports: Enabled

IPSec Setup: No

Enable IPv6: Yes

IP Address(es)

fe80:0000:0000:0000:02e0:81ff:fee1:c465/64

Service Setup

Enable LPD: Yes

Default LPD queue: Print Queue

Timeout(sec): 120

Enable Windows Printing: Yes

Server Name: PROC5110

Server Comments:

Domain or Workgroup: WORKGROUP

Enable Web Services: Yes

Enable IPP: Yes

Enable Direct Mobile Printing: Yes

Enable Port 9100: Yes

9100 Queue: Print

Timeout(sec): 120

Enable Email Services: No

Scan to Email: Yes

Scan to Internet FAX: Yes

Scan to Windows SMB: Yes

Enable Scan to FTP: Yes

Enable FTP Printing: Yes

Require Password for Printing: No

Timeout(sec): 30

Default FTP queue: Print Queue

Use FTP Passive mode: No

Enable SNMP: Yes

Security Level: Medium

Date: 15/01/2015	Bulletin Nr: 1	Page: 8/15
Model: ProC5100s-5110s		

Enable LDAP: No
 Enable SLP: Yes
 Scope Name: Default
 Enable Proxy: No
 Enable Bonjour: Yes
 Bonjour Service Name: RICOH Pro C5110Sseries E-42B PS US1.1
 Preferred Printing Protocol: LPD
 Enable WSD: Yes
 WSD Queue: print

PrintMe Setup

Enable PrintMe: No

Printer Setup

Calibration Info

Measurement Method: Default
 Calibration page layout: 21 Sorted Patches
 Prepare scanner for ColorCal calibration: Off

Printer

Personality: Auto
 Publish Direct Connection: Yes
 Publish Print Queue: Yes
 Publish Hold Queue: Yes

Published Virtual Printers

E-22B hold
 E-22B print
 E-22B direct
 E-22B sequential

PS Setup

Allow courier substitution: Yes
 Print to PS error: No
 Default paper sizes: Metric
 Media weight: Paper weight 3 (81.0 - 100.9 gsm)
 Cover page: Disable
 Convert paper sizes: Letter/Tabloid->A4/A3
 Halftone mode: 200 dot + fine text
 Shift mode: Sets and jobs
 Output delivery: Face up - normal order
 Print master: No
 Cache PDF and PS objects: On

PCL Setup

Output delivery: Face up - normal order
 Default orientation: Portrait
 Form length: 64.00
 Font size (pt): 12.00
 Font pitch (char/in): 10.00
 Symbol set: PC-8
 Font source: Internal
 Font number: 0

Date: 15/01/2015	Bulletin Nr: 1	Page: 9/15
Model: ProC5100s-5110s		

Append CR to LF: No

Paper size for system pages: Metric

Color Setup

RGB Source Profile: sRGB (PC)

Rendering Intent: Photographic

CMYK Source Profile: ISO Coated FOGRA39L (EFI)

CMYK Processing Method: Full (Output GCR)

Separate RGB/Lab to CMYK source: Off

Use Media Defined Profile: On

Output Profile: Fiery Pro C5100S-C5110S Plain v1RT

Black Text and Graphics: Pure Black On

Black Overprint (for pure black): Text/Graphics

Spot Color Matching: On

RGB Gray Processing: Off

CMYK Gray Processing: Text/Graphics/Images

Use embedded profile when present (RGB): Off

Use embedded profile when present (CMYK): Off

VDP Setup

FreeForm 1 Record Length: FreeForm Master

Native Document Setup

Enable Native Document Conversion: No

BIOS Setup

BIOS Version: 1.10 15/11/2012

ID: 000086048A6300

OS Version: 2.3.1.05

Installed Options

Printer Info

Model: Pro C5110S

Manufacturer: RICOH

Serial Number: E263C430004

Installed Options

Finishers

Finisher SR4110

Finishing Units

Input Trays

Tray 1

Tray 2

Tray 3

Wide Large Capacity Tray

Bypass Tray

Output Trays

Finisher Upper Tray

Finisher Shift Tray

Date: 15/01/2015	Bulletin Nr: 1	Page: 10/15
Model: ProC5100s-5110s		

Fiery E42B

Server Info

Product: Pro C5100Sseries E-42B PS 1.0

Version: 1.0

Software: FS100 Pro

Memory (MB): 4096

Disk Size (GB): 865.3

Free Disk Space (GB): 857.6

Server Setup

Server Name: CHARIS-PRO

Server Language: English - International

Date Format: dd/mm/yyyy

Number Format: 1000 = 1,000.00

Measurement Units: Metric

Default Paper Sizes: Metric

Color Region: Europe

Time Zone: (UTC+01:00) Amsterdam (CET)

Daylight saving: Yes

Enable SNTP: No

Password Enabled: Yes

Allow printing from: Authorized users

Use Character Set: Macintosh

Enable Scan: Yes

Default File Format: PDF

Clear Each Scan Job: After 1 day

Print Start Page: No

Preview While Processing: No

Enable Rip While Receive: Yes

Secure Erase: No

Auto Tray Selection: Based on Paper Catalog

Enable Printed Queue: Yes

Jobs Saved in Printed Queue: 99

Enable Mismatch Action: No

Enable Hot Folders: Yes

Enable Remote Desktop: Yes

Job Log Setup

Enable auto export: No

Job Log Page Size: 11x17/A3

Secure Job Log: Yes

Enable System Updates: No

Fiery OS: Windows 7 Professional

Installed Fiery Utilities

Date: 15/01/2015	Bulletin Nr: 1	Page: 11/15
Model: ProC5100s-5110s		

Fiery Command WorkStation: 5.4.0.97a
Fiery SeeSequence: 3.4.1.084
Fiery Bridge: 1.2.1.04c
Fiery Remote Scan: 6.0.0.20
Fiery Ticker: 1.0.0.22
Fiery Hot Folders: 3.4.0.22

Network Setup

Port Setup

Ethernet

Enable Ethernet: Yes
Ethernet Address: 00:E0:81:E4:5D:FA
Ethernet Speed: Auto (10/100/1000)

USB

Enable USB Port: Yes
USB Media Auto Print: Disabled

802.1x Setup

Enable 802.1x Authentication: No

Protocol Setup

Enable AppleTalk: No

IPv4 Setup

Ethernet Setup

Enable Auto IP Configuration: No
IP Address: 10.0.1.103
Subnet mask: 255.255.255.0
Enable Gateway automatically: No
Gateway Address: 10.0.1.254
Enable DHCP: No

DNS Setup

Enable DNS: Yes
Get DNS setting automatically: No
Primary DNS server IP address: 10.0.0.1
Secondary DNS server IP address:
Domain name: ricohshowroom.local
Host name: CHARIS-PRO

WINS Setup

Use WINS Server: No

Security Setup

IP Filtering: No
Enable IPv6 Filter: No
Port filtering: Yes
20-21 (FTP): Enabled
80 (HTTP): Enabled
135 (MS RPC): Enabled
137-139 (NETBIOS): Enabled
161-162 (SNMP): Enabled
427 (SLP): Enabled
443 (SSL): Enabled
445 (SMB/IP): Enabled

Date: 15/01/2015	Bulletin Nr: 1	Page: 12/15
Model: ProC5100s-5110s		

500 (ISAKMP): Enabled
 515 (LPD): Enabled
 631 (IPP): Enabled
 3389 (Remote Desktop): Enabled
 3702 (WS-Discovery): Enabled
 4500 (IPSec): Enabled
 5353 (mDNS): Enabled
 6310 (Direct Mobile Printing): Enabled
 9100-9103 (Raw): Enabled
 EFI Ports: Enabled

IPSec Setup: No

Enable IPv6: Yes

IP Address(es)

fe80:0000:0000:0000:f0cb:be73:620b:92e7/11

Service Setup

Enable LPD: Yes

Default LPD queue: Print Queue

Timeout(sec): 120

Enable Windows Printing: Yes

Server Name: CHARIS-PRO

Server Comments:

Domain or Workgroup: WORKGROUP

Enable Web Services: Yes

Enable IPP: Yes

Enable Direct Mobile Printing: No

Enable Port 9100: Yes

9100 Queue: Print

Timeout(sec): 120

Enable Email Services: No

Scan to Email: Yes

Scan to Internet FAX: Yes

Scan to Windows SMB: Yes

Enable Scan to FTP: Yes

Enable FTP Printing: No

Use FTP Passive mode: No

Enable SNMP: Yes

Security Level: Medium

Enable LDAP: No

Enable SLP: Yes

Scope Name: Default

Enable Proxy: No

Enable Bonjour: Yes

Bonjour Service Name: CHARIS-PRO

Preferred Printing Protocol: LPD

Enable WSD: Yes

WSD Queue: print

PrintMe Setup

Enable PrintMe: No

Date: 15/01/2015	Bulletin Nr: 1	Page: 13/15
Model: ProC5100s-5110s		

JDF Setup

Fiery JDF Version:: 1.2.0.29
Enable JDF: No

Printer Setup

Calibration Info

Measurement Method: Default
Calibration page layout: 21 Sorted Patches
Prepare scanner for ColorCal calibration: Off

Printer

Personality: Auto
Publish Direct Connection: No
Publish Print Queue: Yes
Publish Hold Queue: Yes

Published Virtual Printers

E-42B hold
E-42B print
E-42B sequential

Sequential Print

Enable Sequential Print: Yes
Timeout (sec): 60
Publish Sequential Print Queue: Yes

PS Setup

Allow courier substitution: Yes
Print to PS error: No
Default paper sizes: Metric
Paper weight: Paper weight 3 (81.0 - 100.9 gsm)
Cover page: Disable
Convert paper sizes: Letter/Tabloid->A4/A3
Halftone mode: 200 dot + fine text
Shift mode: Sets and jobs
Print master: No
Cache PDF and PS objects: On

PCL Setup

Default orientation: Portrait
Form length: 64.00
Font size (pt): 12.00
Font pitch (char/in): 10.00
Symbol set: PC-8
Font source: Internal
Font number: 0
Append CR to LF: No
Paper size for system pages: Metric

Color Setup

RGB Source Profile: sRGB (PC)
Rendering Intent: Photographic
CMYK Source Profile: ISO Coated FOGRA39L (EFI)
CMYK Processing Method: Full (Output GCR)

Date: 15/01/2015	Bulletin Nr: 1	Page: 14/15
Model: ProC5100s-5110s		

Separate RGB/Lab to CMYK source: Off
Use Media Defined Profile: On
Output Profile: Fiery Pro C5100S-C5110S Plain v1RF
Black Text and Graphics: Pure Black On
Black Overprint (for pure black): Text/Graphics
Spot Color Matching: On
RGB Gray Processing: Off
CMYK Gray Processing: Text/Graphics/Images
Use embedded profile when present (RGB): Off
Use embedded profile when present (CMYK): Off

VDP Setup

FreeForm 1 Record Length: FreeForm Master
Parse number of records while spooling: 10

Native Document Setup

Enable Native Document Conversion: No

Adobe PDF Print Engine

Enable Adobe PDF Print Engine (APPE): Yes
PDF Print Engine preferred: Yes

SPD

Enable Set Page Device Mapping: No

BIOS Setup

BIOS Version: 1.10 15/11/2012
ID: R00151294
Installed Options
Fiery Advanced Controller Interface Kit
Fiery Graphic Arts Package, Premium Edition

Printer Info

Model: Pro C5110S
Manufacturer: RICOH
Serial Number: E263C630035
Installed Options

Finishers

Booklet Finisher SR4100

Finishing Units

Input Trays

Tray 1

Tray 2

Tray 3

Wide Large Capacity Tray

Bypass Tray

Output Trays

Finisher Upper Tray

Finisher Shift Tray

Finisher Booklet Tray

System Updates

FIERY UPDATES

PATCH ID: 1-1K7B08

Date: 15/01/2015	Bulletin Nr: 1	Page: 15/15
Model: ProC5100s-5110s		

DATE & TIME:
NAME:
APPLICATION UPDATES
OS UPDATES
PATCH ID:
DATE & TIME: 11/12/2013
NAME: Windows Update Agent 7.6.7600.256

Finalizing installation:

- Calibrate the copier and calibrate the Fiery
- Confirm installation with the customer / D-codes
- Complete Digital History Chart (SMC data, test copy/print, Fiery config page)
- Put PPBG service sticker on front panel
- Explain paper jam removal, add toner, staples, waste toner bottle replacement (+ reset PM counter waste toner bottle)
- Explain the usage of paper library and Fiery paper catalogue