

# MARK L MLC DUAL STEREO LINE MIXER



## **MARK L Custom Guitar Devices :**

- Handcrafted by passionate professionals for musicians.
- Include highest-quality components
- Everything is built inside a sturdy powder coated stainless steel and aluminium chassis, helping to cope with the hardest stage wear and tear one can expect.
- 100% analog signal line, creating a warm and rich tone.
- Before shipping, each device is carefully inspected by the company's inside personnel as well as professional musicians who take part in the construction of our devices.

**DUAL STEREO LINE MIXER** is a Line mixer designer especially for guitar systems. Now you can easily mix signal from your amplifier with line signals coming from effects processors. The result? A fundamentally lower noise ratio and overall, non-digitalized warm, analog sound. Additionally, its small size and flexibility make it useful for small keyboard systems or anywhere, where a small mixer is needed.

Many people think over about how to force their guitar systems to sound like John Petrucci or The Edge.. However, not many know how their advanced control systems look like. We would therefore like to get you a step closer to the world's top. One of our line mixers, which you may find in our product line will definitely help you achieving better level in your sound quality.

This device converts a serial signal into a parallel signal thanks to which we can mix-in effects (delay, reverb, chorus, flanger, etc.) to a base signal undistorted by digital processing. This idea comes from recording studios worldwide, where a base signal is mixed with effects from consoles, thanks to which it does not lose clarity while gaining 'spaciousness'. If you want your guitar parts to never get lost in the mix, to be spacious

and breathable and, most of all, if you do not want to distort your signal with

additional noise this is a device you've been looking for..

## FRONT PANEL

1. Power LED
2. MIX level controls : Stereo volume for MIX 1 and MIX 2.

Gain for **LINE** level is set with the knob at 11 o'clock.

Gain for **GUITAR** level is set with the knob at 14 o'clock.

## REAR PANEL

All of the 1/4 inch jacks on the rear panel are for UNBALANCED mono plugs.

**1. EXT IN:** These outputs carry the same signals coming in the "Mix 1 In 1" inputs. Enables you to feed these signals somewhere else without having to use Y-cables.

**2. Mix 1 Inputs:** Four stereo, line level inputs to Mix 1.

**3. Mix 1 Out:** Two separate identical sets of Left and Right line level outputs from Mix 1.

**4. Mix 2 Inputs:** Four stereo, line level inputs to Mix 2.

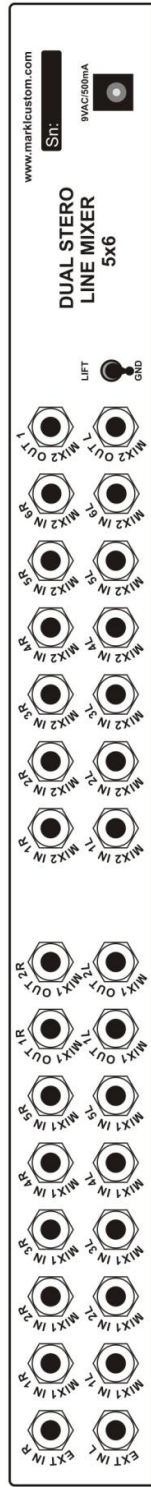

**IMPORTANT:** MIX 2 IN is controls the internal normal connection from MIX 1 to MIX 2. If nothing is plugged in to these input, output from MIX 1 feed through to MIX 2. If something is plugged in to these inputs, the internal MIX 1 & MIX 2 connection is broken.

**5. Mix 2 Out:** Left and Right line level outputs from Mix 2.

**6. Ground/Lift switch**

**7. POWER:** 9-12 VAC /300mA or 9-12 VDC / 400mA

# Mix 1



**Mix 1** consists of four pairs of Left and Right inputs, two External split outputs, and two pairs of MIX 1 outs. All of these jacks are for mono plugs, and are intended for line level signals. For mono signals, use only the Left input and the signal will feed into both the Left and Right channels.

After the four inputs are combined, their overall volume is controlled by the MIX 1 knob on the front panel, and the resulting signal is passed to the two sets of Mix 1 Out jacks.

#### **Mix 1 In 1 and the External Split**

You will blend the outputs of your effects with the pure tone of your preamp. In most cases, the output of your preamp (or your amp's effect send) will be connected to Mix 1 In 1. The External Split outputs are copies of the signal coming in Mix 1 In 1. These outputs are used to drive the inputs of your effects devices.

#### **Mix 1 Outputs**

There are two separate identical stereo pairs of outputs for Mix 1. Mix 1 is also internally connected to Mix 2. These outputs can be used to drive the inputs of more stereo effects devices for a second "stage" of processing. The outputs of these effects can then be connected to Mix 2 inputs. In this way you can have two stages of parallel effects, one cascading into another. In Section 6 you will see how it all comes together in a system.

#### **Mix 2**

**Mix 2** consists of four pairs of Left and Right inputs, and one pair of MIX 2 outs. After the four inputs are combined, their overall volume is controlled by the MIX 2 knob on the front panel, and the resulting signal is passed to the Mix 2 Out jacks, and to the Cabinet Simulator circuitry (which feeds the rear panel Direct Outs and the front panel Balanced Outs).

#### **Mix 2 In 1**

If the Mix 2 In 1 jacks are empty, the stereo output of Mix 1 will be fed into Mix 2. Inserting a plug into them will break this normal connection between the two mixers.

#### **Mix 2 Outputs**

The Mix 2 Outs carry the sum of all the Mix 2 inputs. This is the output to connect to your power amp, or to your amp's effect return jacks. If you need an output with the Cabinet Simulator, then use the Direct or the Balanced Outs instead.

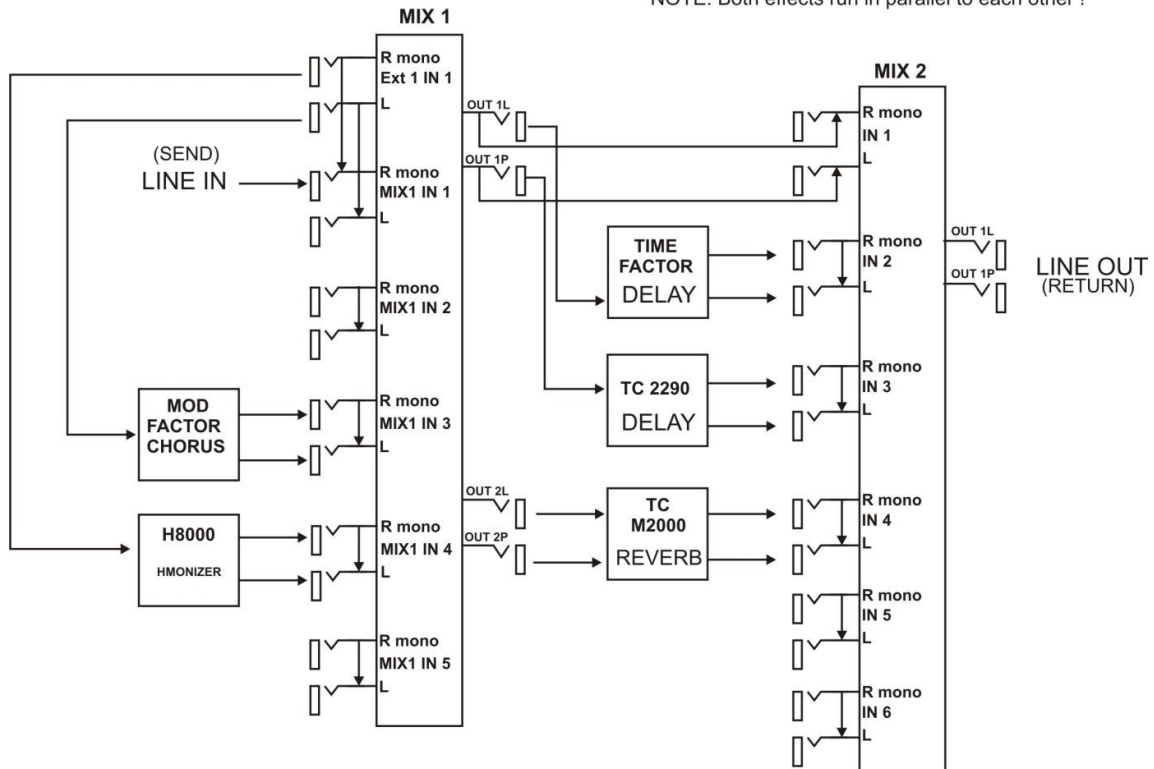
# Typical Connect Schematic :

## MARK L DUAL STEREO LINE MIXER

Sample connection system

All processors have to be set to 100% WET effect or, if possible, must have KILLDRY enabled.

NOTE: Both effects run in parallel to each other !



## Technical specification:

### Mix 1 and Mix 2

Input Impedance:

Left and Right channels 44k $\Omega$   
Right only, used as mono input 22k $\Omega$   
Maximum Input Level +19dBu

Maximum Voltage Gain +6 dBu

Output Drive 7 V RMS across 5k $\Omega$

### WARRANTY

Mark L custom Guitar Electronics gives a 2 year warranty for all electronic and mechanical elements apart from the battery. The guarantee does not include mechanical damage, soiling, flood, improper power supply, fire, natural disasters, improper installation or exploitation not according to use.

Operational temperature from +5 to + 50 C

Size 1U

Height - 44 mm

Width - 498 mm

Depth- 125 mm

Weight - around 2,5 kg

**MARK L Custom Guitar Electronics**

**Ul. RAJSKA 6**

**80-852 Gdańsk**

**tel.506150803**

**[www.marklcustom.com](http://www.marklcustom.com)**

**[info@marklcustom.com](mailto:info@marklcustom.com)**