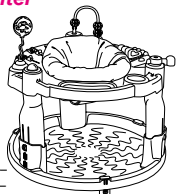


GRACO®

Rocking Entertainer™ Activity Center

OWNER'S MANUAL



Model No. _____
Serial No. _____
Dear Customer,

Please fill in the model and serial numbers above from the label under the tray of your new Rocking Entertainer™ activity center.

Model 4620 Series

Congratulations on your purchase of a Graco® Rocking Entertainer™ activity center!

Graco is the recognized leader in the design and manufacture of quality baby products. We believe your new Graco® Rocking Entertainer™ activity center is a wise choice, promising many hours of enjoyment for your baby.


Before using your activity center, please take a few minutes to read this Owner's Manual. The short time you spend reading these instructions will help you to assemble and use your activity center properly.

Customer Satisfaction


Our goal is to make every product the best it can be! We are also committed to supporting our products after purchase. If you would like to speak with Graco about your product, please contact our Customer Service Department at 1-800-345-4109. Our knowledgeable staff will be ready to answer any questions you may have concerning parts, use or maintenance. When you call, please have the model and serial numbers ready so your call may be processed quickly and efficiently.

⚠ WARNING

Failure to follow these warnings and the assembly instructions could result in serious injury or death.




Never leave child unattended. Always keep child in view while in this product.




Never lift or carry this product with child in it.




Do not use product with a child who can tip over or climb out of product.



Strings can cause strangulation. DO NOT place items with a string around your child's neck, such as hood strings or pacifier cords. DO NOT suspend strings over the activity center or attach strings to toys.



Product may gradually move across the floor as child plays in it. Watch for movement of product and be sure child stays away from hazards in the area such as stairs, cords, hot liquids, pools, sources of heat and anything else that may injure your child.



To avoid tipovers, place product on flat, level floor/ground. Adjust legs to same height so that the tray is level before placing child in product.

THIS PRODUCT REQUIRES ADULT ASSEMBLY.

READ ALL INSTRUCTIONS BEFORE ASSEMBLY AND USE OF THIS PRODUCT. If you experience any difficulties, please contact the Customer Service Department.

KEEP INSTRUCTIONS FOR FUTURE USE.

THIS PRODUCT IS FOR USE ONLY by a child who is able to sit upright unassisted, unable to walk, weighs less than 30 pounds, and is less than 32 inches tall.

EXCESSIVE EXPOSURE TO SUN OR HEAT could cause fading or warping of parts.

DO NOT USE THIS PRODUCT if it is damaged or broken.

THIS PRODUCT IS NOT INTENDED FOR COMMERCIAL USE.

CARE AND MAINTENANCE

FROM TIME TO TIME CHECK YOUR ACTIVITY CENTER for loose screws, worn parts, torn material or stitching. Replace or repair the parts as needed. Use only Graco® replacement parts.

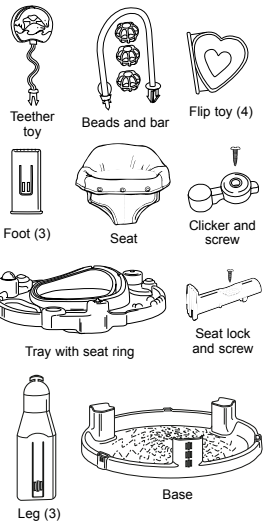
REMOVABLE CLOTH SEAT may be machine washed in lukewarm water on delicate cycle and drip dried. DO NOT MACHINE DRY. NO BLEACH.

TO CLEAN FRAME, use only household soap or detergent and warm water. NO BLEACH.

PARTS LIST

CHECK that you have all the parts listed below BEFORE assembling your activity center. If any parts are missing, call Customer Service at 1-800-345-4109.

Tool required: Screwdriver



Additional parts found only on certain models:

