

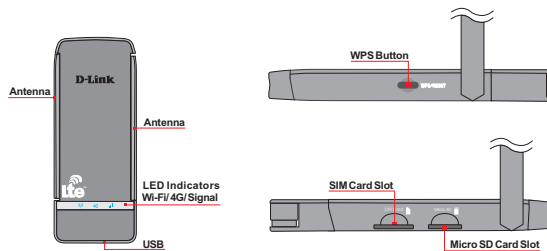
# QUICK INSTALLATION GUIDE

## DWR-910 LTE DONGLE ROUTER



### ENGLISH

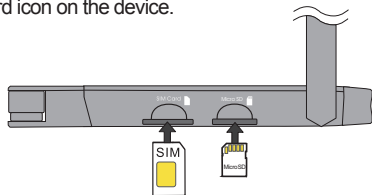
#### A GLANCE AT DWR-910 LTE DONGLE ROUTER



#### INSERT SIM AND MICRO SD CARDS

Push the SIM/Micro SD card into the card slots with the gold contact points facing upwards.

**NOTE!** Please insert the SIM/Micro SD card according to the orientation of the SIM/Micro SD card icon on the device.

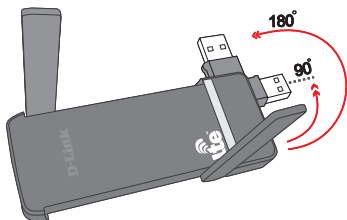


#### CONNECT THE USB

The USB on the dongle can be rotated 90° or 180° according to your needs.

1. Rotate the USB to the desired angle.
2. Connect the USB plug on the dongle to the USB input port on your computer. Ensure the plug is connected firmly.

**NOTE!** Rotate the antennas 90° for best signal reception.



#### LED STATUS

	Wi-Fi	LTE		Signal	
Solid	Idle	Red	No data connection		
		Green	Connected with 3G		
		Purple	Connected with 2G		
		Blue	Connected with LTE		
		Orange	Roaming in another operator's network		
Blinking	Number of clients currently connected to the device	Data traffic		Blink once	Signal weak
				Blink twice	Signal fair
				Blink three times	Signal strong

#### ESTABLISH A NETWORK CONNECTION

The device supports **USB Connection** and **Wi-Fi Connection** methods to access the Internet.

##### Modem Mode (USB Connection)

Plugging the dongle into your computer's USB port will allow you to access the Internet or the Web UI. The device will automatically install driver on first time usage.

##### Router Mode (Wi-Fi connection)

##### Wi-Fi

1. Search for the Wi-Fi signal broadcast by the device on other client devices such as a computer, mobile phone, tablet PC, or game console.

2. Establish a connection by selecting the device's network name (SSID) and password. The default SSIDs are:

**SSID1:** dlink\_DWR-910\_XXXX (Password: 10 digits), user can find the default SSID and Wi-Fi key on the label of this device.

**SSID2:** dlink\_DWR-910.1 (This is a hidden SSID. Security method: WPA2; password: 1234567890).

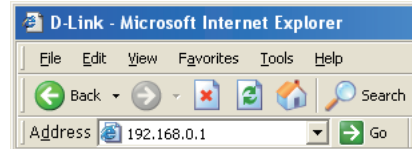
3. The default settings will allow the device to automatically connect to the Internet.

Note! If you encounter a WAN connection failure, please login to the Web UI and configure the APN manually.

#### WEB UI ACCESS

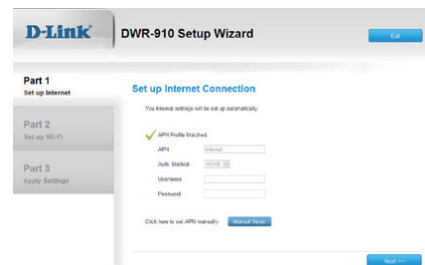
The Web UI allows you to configure advanced settings. To access the Web UI:

1. Connect the DWR-910 LTE Dongle Router to your computer.
2. Enter "192.168.0.1" or "http://dlink.DWR-910" as the URL in your Web browser to access the Web UI; the Web UI login screen will then appear.

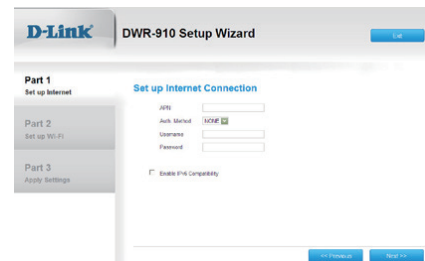


#### APN SETTINGS

1. Log in to Web UI.
2. Click the Setup Wizard icon on the main page of the Web UI. The default APN Profile setting for DWR-910 is set to Auto. The device will match the APN Profile with your SIM card automatically.



However, if APN Profile cannot be matched, you can enter the related information manually. For detailed information please refer to your service provider.



## TECHNICAL SUPPORT

You can find software updates and user documentation on the D-Link website.

### Tech Support for customers in

#### Australia:

Tel: 1300-766-868  
24/7 Technical Support  
Web: <http://www.dlink.com.au>  
E-mail: [support@dlink.com.au](mailto:support@dlink.com.au)

#### India:

Tel: +91-832-2856000  
Toll Free 1800-233-0000  
Web: [www.dlink.co.in](http://www.dlink.co.in)  
E-Mail: [helpdesk@dlink.co.in](mailto:helpdesk@dlink.co.in)

#### Singapore, Thailand, Indonesia, Malaysia, Philippines, Vietnam:

Singapore - [www.dlink.com.sg](http://www.dlink.com.sg)  
Thailand - [www.dlink.co.th](http://www.dlink.co.th)  
Indonesia - [www.dlink.co.id](http://www.dlink.co.id)  
Malaysia - [www.dlink.com.my](http://www.dlink.com.my)  
Philippines - [www.dlink.com.ph](http://www.dlink.com.ph)  
Vietnam - [www.dlink.com.vn](http://www.dlink.com.vn)

#### Korea:

Tel : +82-2-2028-1810  
Monday to Friday 9:00am to 6:00pm  
Web : <http://d-link.co.kr>  
E-mail : [g2b@d-link.co.kr](mailto:g2b@d-link.co.kr)

#### New Zealand:

Tel: 0800-900-900  
24/7 Technical Support  
Web: <http://www.dlink.co.nz>  
E-mail: [support@dlink.co.nz](mailto:support@dlink.co.nz)

#### South Africa and Sub Sahara Region:

Tel: +27 12 661 2025  
08600 DLINK (for South Africa only)  
Monday to Friday 8:30am to 9:00pm South Africa Time  
Web: <http://www.d-link.co.za>  
E-mail: [support@d-link.co.za](mailto:support@d-link.co.za)

#### Saudi Arabia [KSA]:

Tel: +966 01 217 0008  
Fax: +966 01 217 0009  
Saturday to Wednesday 9.30AM to 6.30PM  
Thursdays 9.30AM to 2.00 PM  
E-mail: [Support.sa@dlink-me.com](mailto:Support.sa@dlink-me.com)

#### D-Link Middle East - Dubai, U.A.E.

Plot No. S31102,  
Jebel Ali Free Zone South,  
P.O.Box 18224, Dubai, U.A.E.  
Tel: +971-4-8809022  
Fax: +971-4-8809066 / 8809069  
Technical Support: +971-4-8809033  
General Inquiries: [info.me@dlink-me.com](mailto:info.me@dlink-me.com)  
Tech Support: [support.me@dlink-me.com](mailto:support.me@dlink-me.com)

#### Egypt

1, Makram Ebeid Street - City Lights Building  
Nasrcity - Cairo, Egypt  
Floor 6, office C2  
Tel.: +2 02 26718375 - +2 02 26717280  
Technical Support: +2 02 26738470  
General Inquiries: [info.eg@dlink-me.com](mailto:info.eg@dlink-me.com)  
Tech Support: [support.eg@dlink-me.com](mailto:support.eg@dlink-me.com)

#### Kingdom of Saudi Arabia

Office # 84 ,  
Al Khaleej Building ( Mujamathu Al-Khaleej)  
Opp. King Fahd Road, Olaya  
Riyadh - Saudi Arabia  
Tel: +966 1 217 0008  
Technical Support:  
+966 1 2170009 / +966 2 6522951  
General Inquiries: [info.sa@dlink-me.com](mailto:info.sa@dlink-me.com)  
Tech Support: [support.sa@dlink-me.com](mailto:support.sa@dlink-me.com)

#### Pakistan

Islamabad Office:  
61-A, Jinnah Avenue, Blue Area,  
Suite # 11, EBC, Saudi Pak Tower,  
Islamabad - Pakistan  
Tel.: +92-51-2800397, 2800398  
Fax: +92-51-2800399

#### Karachi Office:

D-147/1, KDA Scheme # 1,  
Opposite Mudassir Park, Karsaz Road,  
Karachi – Pakistan  
Phone: +92-21-34548158, 34326649  
Fax: +92-21-4375727  
Technical Support: +92-21-34548310, 34305069  
General Inquiries: [info.pk@dlink-me.com](mailto:info.pk@dlink-me.com)  
Tech Support: [support.pk@dlink-me.com](mailto:support.pk@dlink-me.com)

#### Iran

Unit 5, 5th Floor, No. 20, 17th Alley , Bokharest St. , Argentine Sq. ,  
Tehran IRAN  
Postal Code : 1513833817  
Tel: +98-21-88880918,19  
+98-21-88706653,54  
General Inquiries: [info.ir@dlink-me.com](mailto:info.ir@dlink-me.com)  
Tech Support: [support.ir@dlink-me.com](mailto:support.ir@dlink-me.com)

#### Morocco

M.I.T.C  
Route de Nouaceur angle RS et CT 1029 Bureau N° 312 ET 337  
Casablanca , Maroc  
Phone : +212 663 72 73 24  
Email: [support.ma@dlink-me.com](mailto:support.ma@dlink-me.com)

#### Lebanon RMA center

Dbayeh/Lebanon  
PO Box:901589  
Tel: +961 4 54 49 71 Ext:14  
Fax: +961 4 54 49 71 Ext:12  
Email: [taoun@dlink-me.com](mailto:taoun@dlink-me.com)

#### Bahrain

Technical Support: +973 1 3332904

#### Kuwait:

Technical Support: + 965 22453939 / +965 22453949

#### Türkiye Merkez İrtibat Ofisi

Ayazağa Maslak yolu  
Erdebil Cevahir İş Merkezi No: 5/A Ayazağa / Maslak İstanbul  
Tel: +90 212 2895659  
Ücretsiz Müşteri Destek Hattı: 0 800 211 00 65  
Web:[www.dlink.com.tr](http://www.dlink.com.tr)  
Teknik Destek: [support.tr@dlink.com.tr](mailto:support.tr@dlink.com.tr)

## ISRAEL

מטלון סנטר

רח' המגשימים 20  
קרית מטלון, פ"ת 49348  
ת.ד. 7060

טלפון: 073-796-2797

אי-מאייל כללי: [info@dlink.co.il](mailto:info@dlink.co.il)

אי-מאייל תמיכה: [support@dlink.co.il](mailto:support@dlink.co.il)